

Legal Trap Types in North Carolina

The following traps can be used in North Carolina with restrictions:

- Conibear™-type traps, also known as body-gripping traps
- Foothold traps
- Snares (beaver only)
- Collarum™-type traps (coyote only)

****Before trapping, please check the local laws in your county for additional restrictions that may exist for certain trap types.****

You can find local laws in the NCWRC Regulations Digest or by going to: <http://www.ncwildlife.org/Trapping/LawsSafety.aspx> and clicking “Local Laws”

Scroll down for restrictions on each legal trap type.

Conibear™-type Traps:

- Must be smooth-edged and without teeth or spikes.
- Must have a weather-resistant permanent tag attached legibly with the trapper’s name and address.
- Jaw Spread:
 - To measure the width and height of a Conibear™-type trap, measure from inside jaw to inside jaw (Figure 1).
 - On dry land, cannot have a jaw spread greater than 7½ inches.
 - If totally covered by water, it can have an inside jaw spread (width or height) greater than 7½ inches and no larger than 26 inches in width and 12 inches in height.
 - In areas of tidal waters, the mean high water is considered covering water.
 - In reservoir areas, covering water is the low water level prevailing during the preceding 24 hours.
 - Trap can be checked every 72 hours if completely submerged.
- In addition, if trapping for beaver, Conibear™-type traps can be set one-half covered by water, but must be checked daily.

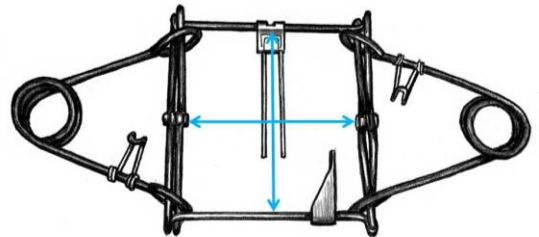


Figure 1. Measure the jaw spread by measuring inside jaw to inside jaw (blue arrows).

Foothold Traps:

- Must be checked daily.
- Must be smooth-edged and without teeth or spikes.
- Must have a weather-resistant permanent tag attached legibly with the trapper's name and address.
- Jaw Spread:
 - To measure jaw spread of a foot-hold trap, measure from inside jaw to inside jaw (Figure 2).
 - Cannot have a jaw spread greater than 7½ inches.
 - If the jaw spread is between 5½ and 7½ inches, the jaws must be offset by 3/16th of an inch.
 - The jaws do not have to be offset if the trap is set in water with a quick-drown type set.
- Chain length:
 - Trap chain cannot be longer than 8 inches from anchor point to the base of the trap unless fitted with a shock-absorbing device with at least 40 lbs. and not more than 75 lbs. of pull.
 - Trap chain can be measured from anchor point (solid ground) to the base of the trap.

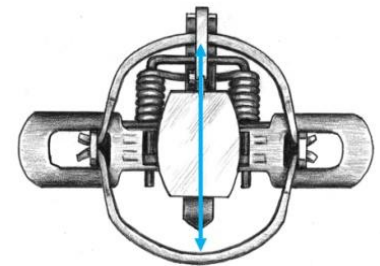


Figure 2. Measure the jaw spread by measuring inside of the jaw at the dog to the opposite inside jaw (blue arrow).

Snares:

- Must be checked daily.
- Can be used to trap only beaver, except where allowed by local law.
- Cannot be used to trap any other wildlife, except where allowed by local law.
- Must have a weather-resistant permanent tag attached legibly with the trapper's name and address.

Collarum™-type Traps:

- Must be checked daily.
- Can be used only on coyotes and only under a depredation permit.
 - All non-targets must be released!
- Must have a weather-resistant permanent tag attached legibly with the trapper's name and address.
- Collarum™ traps are the only approved brand approved for use in North Carolina (Figure 3).




Figure 3. The Collarum™ Trap

- A Collarum™-type trap shall:
 - Have a cable that is 3/16th inch in diameter, a loop stop with a minimum loop diameter of three inches, a relaxing lock, and a breakaway device that has been tested to break or disassemble at no more than 285 pounds of pull (Figure 4).




Figure 4. A Collarum™ trap with a 3/16th cable, a loop stop (orange arrow), a relaxing lock (green arrow), and a breakaway device (blue arrow).

- Have a set capture loop no less than 10 inches and no greater than 12 inches in diameter.
 - Be equipped with at least one swivel device between the loop and the anchor.
 - Be staked in a manner that does not allow the animal or the restraint device to reach any part of a fence or reach rooted, woody vegetation greater than ½ inch in diameter.
 - Not be set using a drag or used with a kill pole
- Users must fill out forms provided by the WRC within 30 days to report on efficiency and effectiveness of the Collarum™ trap:

For forms, go to: <http://www.ncwildlife.org/Trapping/LawsSafety.aspx>

Below are hyperlinks to the forms on the internet:

[Demonstration on how to fill out a Collarum™ Reporting Form](#)

[Collarum™ Reporting Form](#) (27 KB PDF)

If you use the Collarum™ trap for more than 10 days, please use these additional forms:

[Collarum™ Report Form 11-20 days](#) (25 KB PDF)

[Collarum™ Report Form 21-30 days](#) (22 KB PDF)